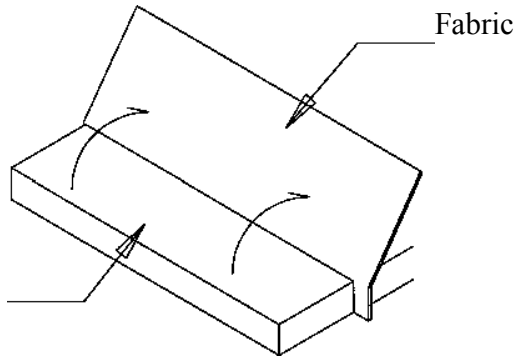
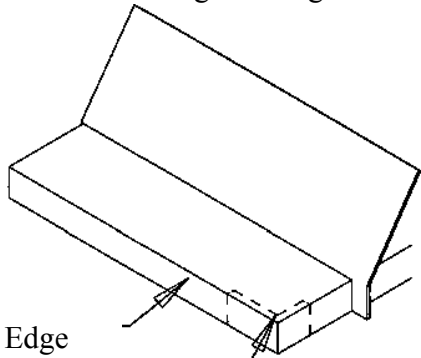


1) Peel back the fabric to the point where the panel needs to be cut



Exposed Panel

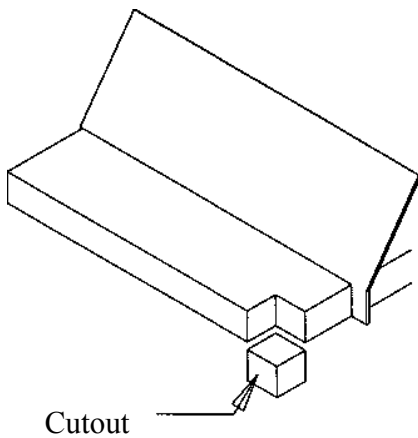
2) For edge cutouts, if the edges have been hardened, use a hacksaw to cut through the edge hardener



Hardened Edge

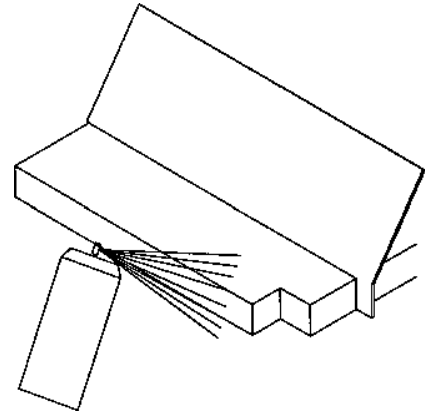
Edge to be cut

3) Cut through the balance of fiberglass with a long stainless steel kitchen knife (a bread knife works well)



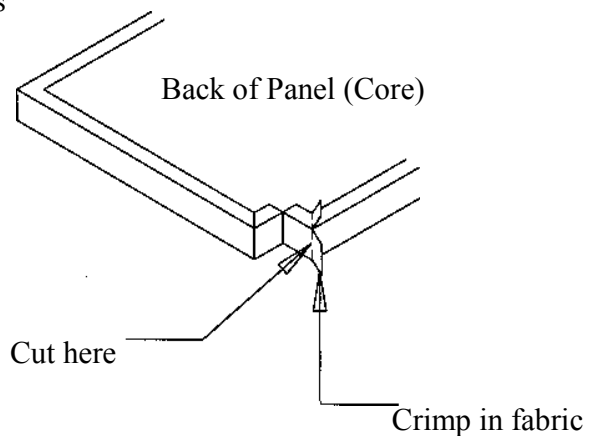
Cutout

4) Spray a light mist of adhesive spray (311 77) on face and around back



Mots Spray in well ventilated area away from spins and flame)

Crimp the excess fabric (at the corner) in a 45 degree to the corner (tightly) and snip off excess fabric with scissors



(Note: Do Not Overlap Fabric At All)